



DARK COLOR



SELF REPAIRING



SHADE TOLERANT



FINE TEXTURE

QUICK FACTS

WRIGLEY is an excellent choice for lawn and professional turf. With lower fertility needs, you are able to enjoy a dark green turf without a lot of input. **WRIGLEY** will help to "jump start" your lawn in the spring when most other grass is dormant. If shade is a problem, then this is your answer for a green turf in your shady area. Use **WRIGLEY** and have confidence in your turf performing to your high expectations.



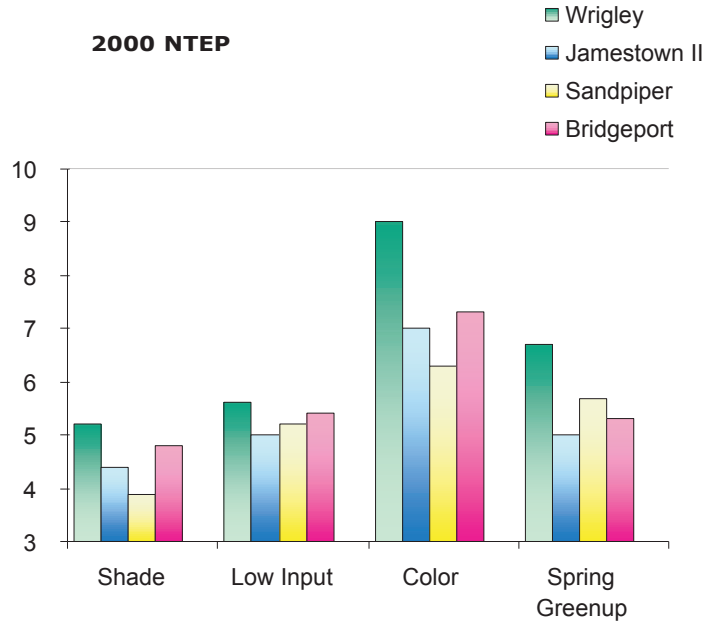
A Wrigley Lawn

SEEDING RATE

5-6 lbs/ 1,000 square feet

TRIAL DATA





2000 NTEP



USE

WRIGLEY mixes well with most other turf species for sports turf, lawns and golf courses. Low maintenance situations would be ideal for **WRIGLEY**. With the darker color you will spend less time and money on fertilizer for your lawn to look nice and green.

SELLING POINTS

-  VERY SHADE TOLERANT
-  A DARK GREEN COLOR
-  EXCELLENT SPRING GREEN-UP
-  NEEDS LOWER FERTILITY